

# M38 Windshield Wiper Vacuum Lines

Ryan Miller, Wes Knettle

The M38 jeep produced from 1950 – 1952 used vacuum driven windshield wiper motors. The wiper plumbing system has two sides, suction (vacuum) and vent. The suction plumbing originates at the “Brass T” in the vacuum pump line near the intake manifold. The vent plumbing originates at the air cleaner’s “Brass T”

The routing and connections of these vacuum lines are important for proper functioning of the windshield wiper motors. These are not to be confused with the underwater fording system vacuum lines also found in the engine bay area.

For the underwater system vacuum lines refer to Bob Westerman’s work located on the primary Yahoo M38 website.

It is imperative that one obtain copies of the Military manuals listed below of which all are readily and inexpensively available.

TM 9-1804B Power Train, Body and Frame

ORD 9 SNL G-740 List of all Service Parts


TM 9-1804A Engine and Clutch Rebuild

TM 9-8012 Operational Maintenance


The following are Gratefully acknowledged for their assistance: Ray Shumate



Picture from TM 9-1804B (July 1952) p 36 Figure 11




**Drivers side Windshield Wiper Motor Vacuum Supply**



**Driver's side vacuum line routing from engine bay T**







**Driver's Side Vacuum Wiper**

- A:** Vacuum (Suction) line shut off valve
- B:** Retaining Clip
- C:** Wiper Motor
- D:** Vacuum line T
- E:** Double line Retaining Clip

- 1:** Vent Line to opposite T
- 2:** Vacuum Line to other Motor



**Another view of the driver's side vacuum line routing**



**Passenger side Vacuum Wiper**

**B:** Retaining Clip

**C:** Wiper Motor


**D:** Vent line "T"

**E:** Double Line Retaining Clip

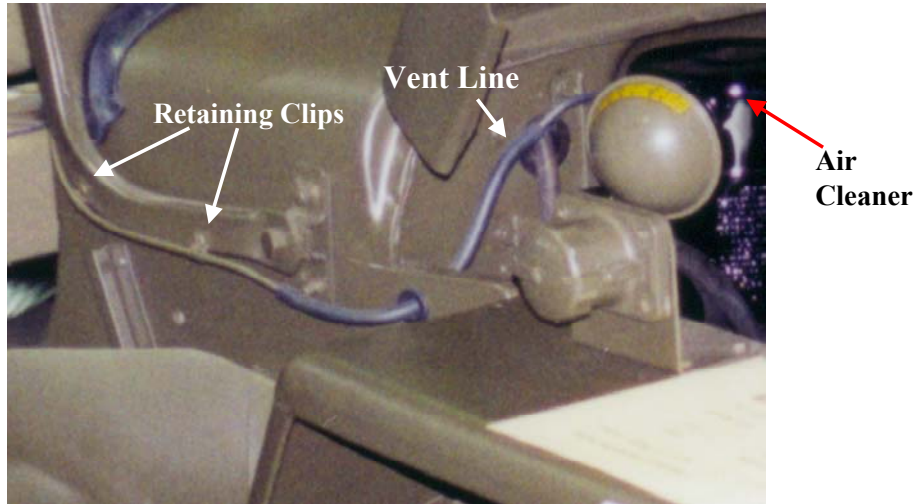
**1:** Vent Line to "T"

**2:** Vacuum Line to Motor

**3:** Vent line from vent "T" to air cleaner




**Overview of the Windshield Wiper Vacuum Line Routing**



### Passenger side vent line routing from air cleaner

Note that the vent line connects to a port on the brass T of the air cleaner



### Air Cleaner vent Ports

**A:** To passenger side wiper motor vent "T"

**B:** Brass T Port

**C:** To 2nd Brass T that feeds the Transfer case and the Brake Master Cylinder

**D:** Vent line to Fuel System



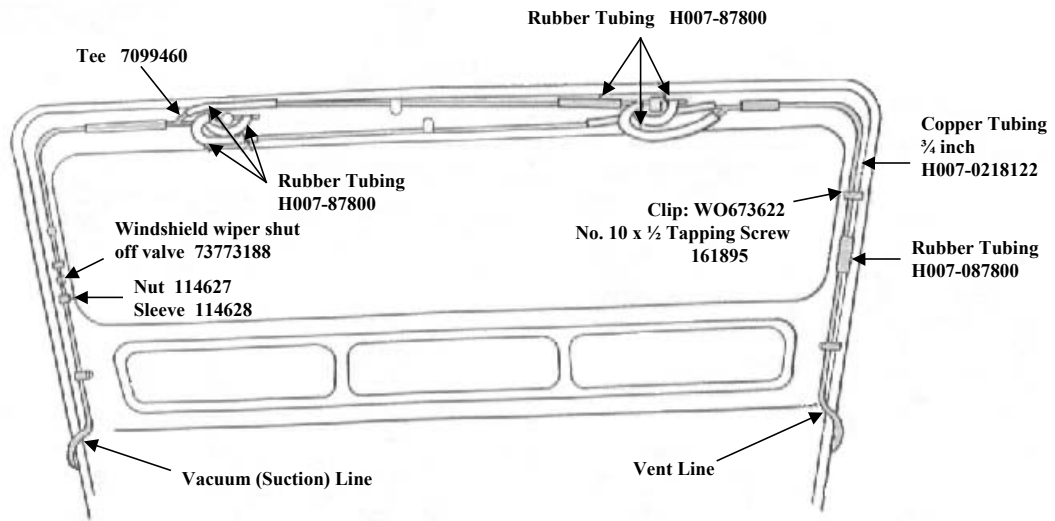


Figure 4 Tubing and windshield wipers relocated for hot water heater kit instillation  
Standard M38 windshield

